

lineScale 3

LINEGRIP®
slackline softpointing in perfection



PPE certified
Electronic Bluetooth
Load Cell / Dynamometer

Designed in Germany
Made in China

CE 1019



PPE Instruction Manual

Rev. 4 / 050124

PPE-R/11.114 V3:2021

UIAA 130 V1:2021 (25kN)

Regulation (EU) 2016/425

Personal Protective Equipment against falls from a height

EU declaration of conformity: www.linegrip.com/LS3#certificates

Technical specification No. 1LGC/2021

lineGrip Corporation Ltd.

Hauptstr. 41
67714 Waldfishbach
Germany

Contact: Mr. Andy Riedrich

Phone: +49 6333 603 00 22

Whatsapp: +49 170 996 91 92

info@linegrip.com • www.linegrip.com

1. Specifications

1.1. Technical

Minimum Breaking Strength (MBS):	90 kN
Working Load Limit (WLL):	30 kN
PPE Load Limit:	25 kN
Operating temperature range:	-10° to +40° C
Relative operating humidity:	10% to 80% RH
Weight:	520 g
Measure L x H x W:	190 x 90 x 20 mm
Size load eyes:	60 x 40 mm (R30 D-Shape)
Material body:	Aviation aluminum alloy LY12CZ
Protection Class:	IP67



RF regulations
BQB BLE 4.2/5.0
CE ETSI RED, IC
FCC ID: 2ADXE-
HY-40R204PC



1.2. Designation of use

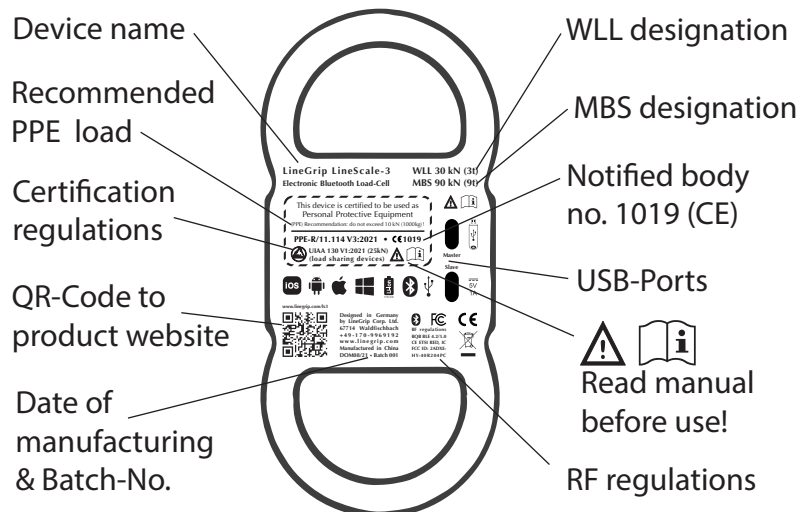
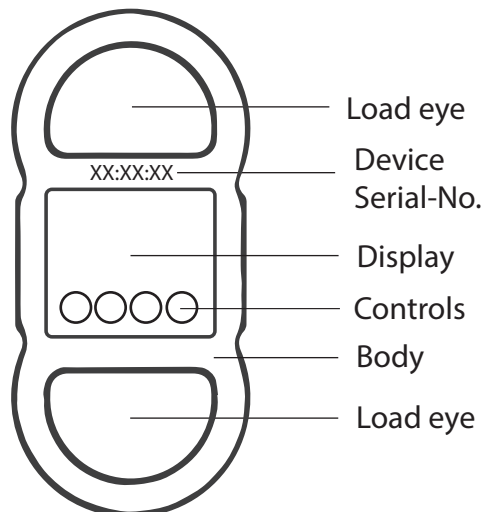
The LineScale is an electronic Bluetooth load cell designed for industrial and rescue PPE application. It is highly recommend to not exceed 10kN load in PPE application.

In PPE relevant applications this equipment is to be used by trained PPE personnell only.

Ensure a rescue plan is in place to deal with any emergencies that could arise during PPE use.

Warning: May only be used when no medical pre-conditions apply that could impede safe PPE use.

2. Nomenclature of parts & Marking



Note: CE = Conformité Européenne (European Conformity)

3. Compatibility

3.1. Connectors



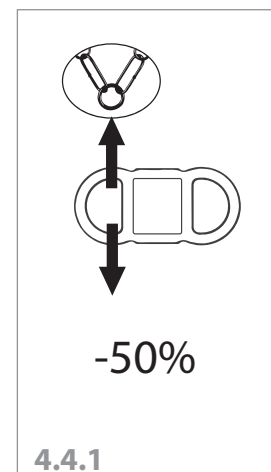
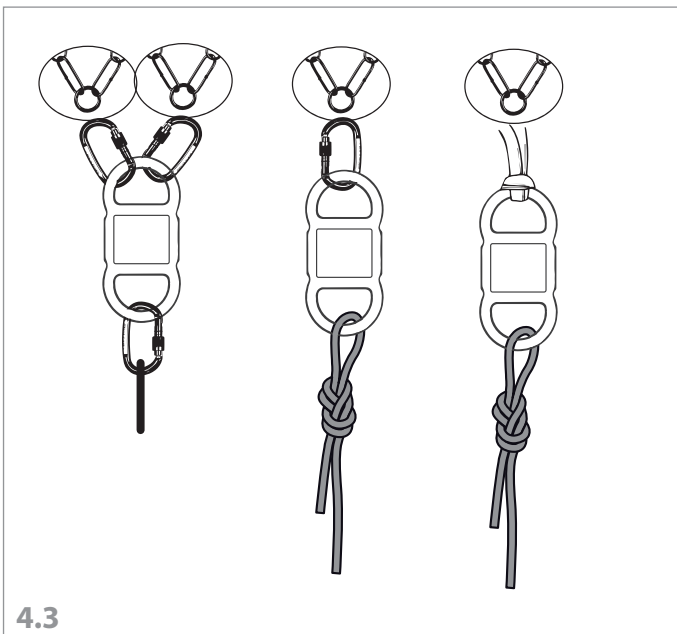
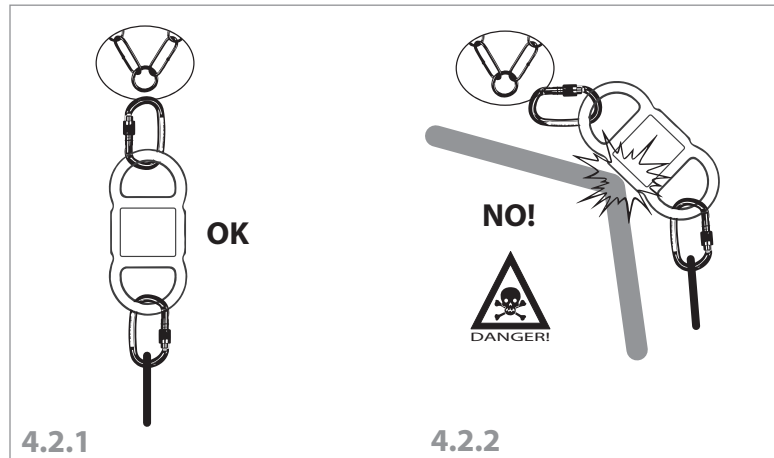
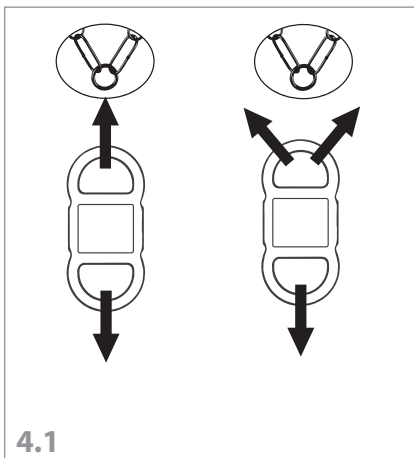
Depending on the field of application, for the connection only use EN 362 connectors specific for work at height or EN 12275 connectors specific for mountaineering activities, equipped with locking gates, or attach ropes & slings directly to the load eyes.

3.2. Anchor Points



Only use anchor points with sufficient performance for the intended purpose (e.g. CEN TS 16415, EN 795), preferrably located above the user's position.

4. Instructions for use



4.4. Multi directional loading

The load eyes are specifically designed for multi directional loading of up to 180°. The weakest direction of load is 180° loading of one single eye (see illustration 4.4.1). Please do not exceed 50% of specified load according to section 1.1. in this configuration.

4.5. Edge loading



Make sure the LineScale is clear of any edges and protruding elements to avoid crossloading! Danger: in the event of crossloading severe injury or death may be the consequence!



4.6. Connecting methods

Any permissible connector according to section 3.1 is allowed, in addition to any direct „soft“ connection to the load eyes, like ropes, slings, soft shackles, etc.

Note: Do NOT mix „hard“ connectors with „soft“ connections in the same load eye!

5. Warnings & Inspection



5.1. Hazardous materials

Aluminum can be structurally damaged by various chemicals such as acids and bases. Keep the LineScale clear of any aggressive chemicals at any time!

5.2. Sharp metals

Aluminum is softer than steel. Sharp or burred objects can damage the LineScale body. Do not use any connectors with damaged, sharp or burred edges.

5.3. Falls from great height

Aluminum can suffer internal micro fracturing when dropped from great height. Never drop the LineScale from any height and always protect it from hard impacts.

5.4. Inspection before use

Always visually inspect the LineScale thoroughly before any PPE use!

Do not use the LineScale at any doubt of integrity.

Do not use the LineScale when significant wear or damage is visible.

Please ensure legibility of all product markings.

In case of doubt or visual damage or suspected hard impacts or falls from great height, always have a professional inspect and verify the LineScale integrity before using it for PPE.



5.5. Prohibited use for PPE designated devices

The LineScale may NOT be:

5.5.1. loaded with more than 25kN!

5.5.2. used for industrial lifting purposes!

5.5.3. used for tie-downs & lashing

5.5.4. used for towing with vehicles

5.5.5. connected to high abrasive connectors (e.g. moving steel ropes)

5.5.6. altered in any way without the written prior consent of the manufacturer

Any undesignated use renders the LineScale PPE certification NULL and VOID!



5.6. Periodic professional inspection/examination

For industrial and rescue work all your **local and industry specific** inspection intervals must be followed! A periodic examination and/or inspection is to be conducted at least every 12 months by a competent person for PPEgA or a PPE-certified body, in accordance with the regulations that apply to your industry.

It is highly recommended to keep a record of these inspections in a detailed inspection record, as for example supplied in Annex-1 on the last page of this manual.

5.7. Retirement

The LineScale shall be retired from PPE use if:

5.7.1. any doubts arise from it's condition for safe use

5.7.2. it has been used to arrest a factor-2 fall (or greater)

5.7.3. it has been exposed to a load of more than 25kN (Menu: Service / Max-seen-load)

6. Storage, Cleaning, Disinfection, Lifespan

6.1. Storage

The LineScale shall be stored in a dark, dry, cool place, free of chemicals and chemical fumes. Before storage the unit shall be cleaned according to section 6.2.

6.2. Cleaning & Disinfection

When the LineScale was in contact with salt water, always rinse with warm water, wipe with a dry and soft cloth, and leave to fully dry before storing.

The LineScale may be disinfected with a cloth dampened with Isopropyl alcohol or any commercially available object disinfection liquid. Note: do not spray disinfection liquid directly on the unit!

6.3. Lifespan

The LineScale lifespan is not limited by time. It is dependent on assessment according section 5.

A1. Annex 1 -Equipment Inspection Record

EQUIPMENT RECORD					
Product: Electronic Bluetooth PPE Load Cell					
Model & type/identification LineScale-3		Trade name LineGrip LineScale-3		Identification number	
Manufacturer LineGrip Corp. Ltd.		Address Hauptstr. 41 67714 Waldfischbach, DE		Tel, fax, email and website www.linegrip.com	
Year of manufacture/life expiry date		Purchase date		Date first put into use	
Other relevant information (e.g. document number)					
PERIODIC EXAMINATION AND REPAIR HISTORY					
Date	Reason for entry (periodic examination or repair)	Defects noted, repairs carried out and other relevant information	Name and signature of competent person	Periodic examination next due date	

A2. Annex 2 -Certification Body

EU type-examination and EU conformity to type is performed by:
NB1019, VVUÚ, a.s., Pikartská 1337/7, 716 07 Ostrava – Radvanice, Czech Republic.

Stay safe!